


The NorAcon roof car is designed for either carrying a BMU workage (single suspension system) or a suspended platform (double suspension system). The roof car traverses on two NP01 aluminium tracks mounted parallel onto steel brackets. The chassis of the roofcar is made of galvanised steel, the rest is aluminium based.

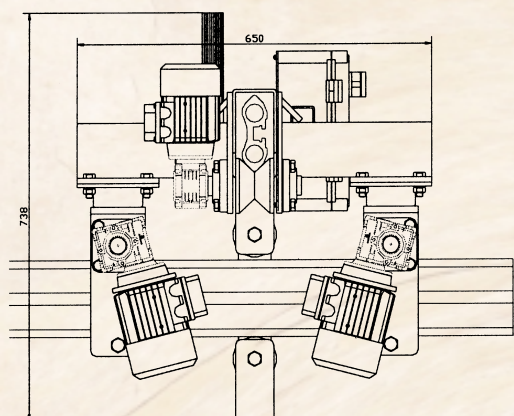
The roof car is designed to be hidden behind the facade on top of the building. When the suspended platform is connected to the roof car, the beam is extended electrically controlled either from the roof car or from the suspended platform. When not in use, the system will be out of site from the ground.

## ROOF CAR RC01E



*The picture illustrates the ROOF CAR installed on two parallel NP01 aluminium tracks.  
The trolley can be controlled from the integrated controlbox or from the suspended platform.*

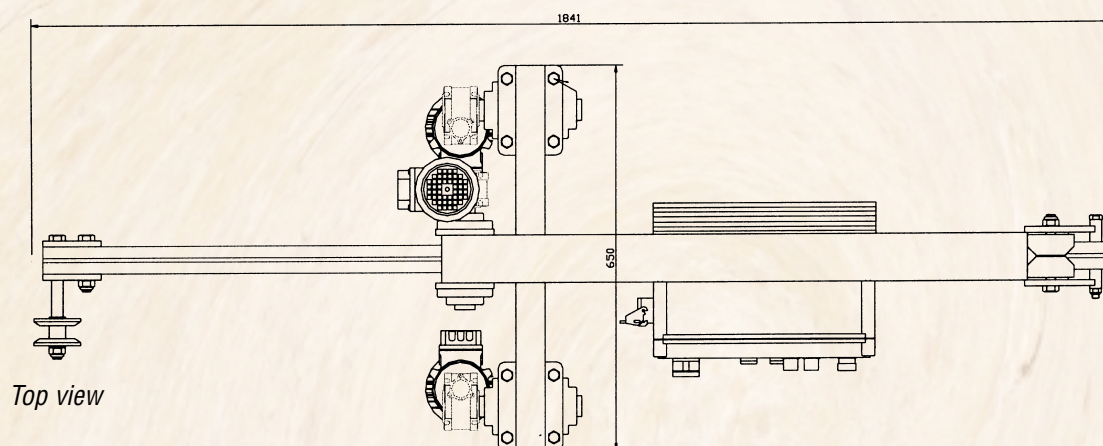




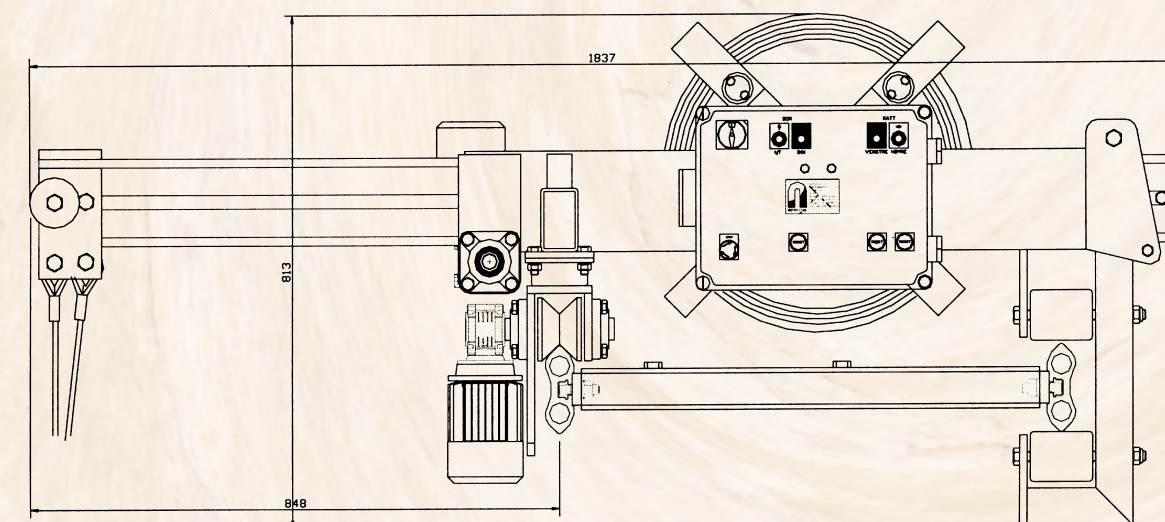
Front view

## ROOF CAR RC01E

- ◆ Traversing speed 4,5 meter/minute
- ◆ Length of beam max 900mm from center outside track
- ◆ Controlbox horizontal movement and beam control
- ◆ 2 engines horizontal movement
- ◆ 1 engine beam in/out
- ◆ Electronic safety switches / limit switches



Top view



Side view



**NORACON AS**

Sofiemyrveien 6 • N-1412 Sofiemyr • Norway

Tel. 0047 66 99 56 50 • Fax. 0047 66 99 56 51 • E-mail: [noracn@noracn.com](mailto:noracn@noracn.com) • [www.noracn.com](http://www.noracn.com)